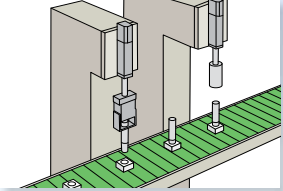

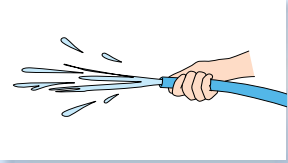


# Model Selection

ER63 CYLINDER  
RCP3

## 1 Check Environment

ROBO Cylinders can operate in any of the following three types of environments:  
Select the ROBO Cylinder series based on your environment.

Environment	Model Group	Description	Series Name	
<p><b>1 Normal Environment</b></p> 	Standard	Used for general applications.	<p>RCP2</p> <p>RCP3</p> <p>ERC2</p> <p>RCA</p> <p>RCA2</p> <p>RCS2</p> <p>RCL</p>	See page Pre-12
<p><b>2 Cleanroom</b></p> 	Cleanroom Type	Can be used in a cleanroom, e.g., in a production line for LCDs or semi-conductors.	<p>RCP2CR</p> <p>RCACR</p> <p>RCS2CR</p>	See page Pre-25
<p><b>3 Poor Environment (Water, dust, etc.)</b></p> 	Dustproof/ Splash-Proof	Can be used in areas prone to dust and water, such as automotive and food manufacturing machines.	<p>RCP2W</p> <p>RCAW</p> <p>RCS2W</p>	See page Pre-27