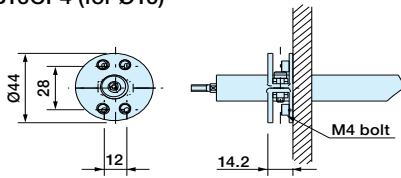


How To Mount an RCL Mini Rod Slim Type To The Actuator

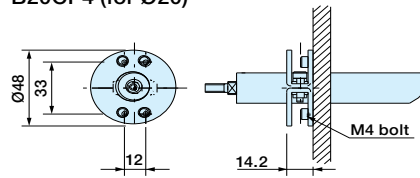
Mount the RCL mini rod slim type using a commercial bracket as shown below.
For details concerning the bracket, please refer to the manufacturer.

● Shaft Bracket (Iwata Mfg. Co., Ltd.)

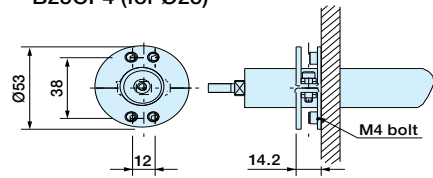
B16CP4 (for $\varnothing 16$)



B20CP4 (for $\varnothing 20$)

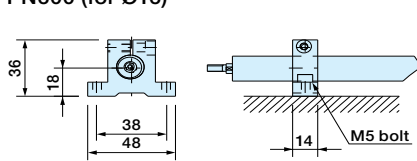


B25CP4 (for $\varnothing 25$)

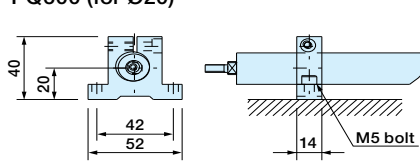


● Maru-Pijon (Miyoshi Pijon Co., Ltd.)

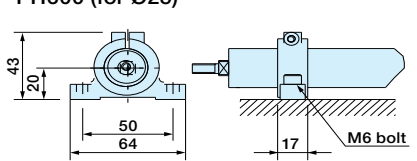
PN600 (for $\varnothing 16$)



PQ600 (for $\varnothing 20$)



PH600 (for $\varnothing 25$)



Note: When clamping the main pipe, do not exceed the tightening torque documented in the instructions manual. If the tightening torque for securing the main pipe is too strong, the pipe may become deformed or defective, and may cause a malfunction.